
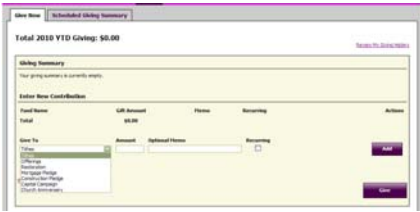




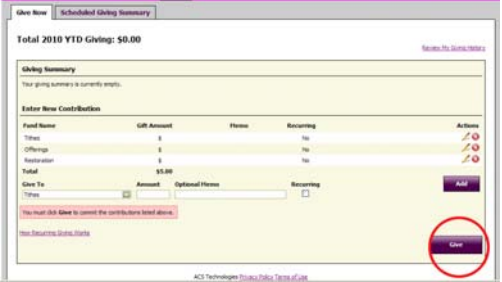
1. Click the "Give Online Now" Button on the Metropolitan AME web site.



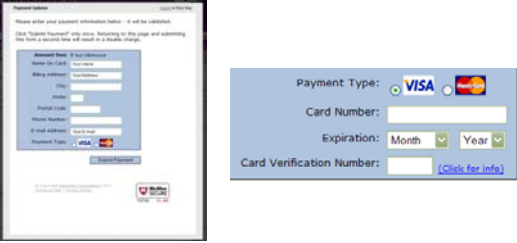
2. At the login screen, if you have previously registered, you may login. If not, click on "Need a Login" and provide your name & e-mail address. A username and temporary password will be e-mailed to you.




3. You will be taken directly to the giving page where you may select from several funds to make a donation. After each selection, click on Add to select another fund and amount until you are finished.



4. When you have completed adding funds click on the Give button. (You may also click on the small pencil to edit your gift amounts or the x to delete them).



5. Your contact information will be pre-filled for you from the church database. You may select Visa or Mastercard to complete your gift.



6. When your transaction has successfully processed, you will be provided with a printable receipt. You will also receive a confirmation e-mail with gift amounts.